


TOMBOLO?



1
2
3

TAKE TO THE NATURE CENTRE TO
BE STAMPED WHEN EACH LEVEL
IS COMPLETED

Here's the view I get every time I fly over Presqu'île. Wait a minute! I think a few lines are missing! Help me complete the picture!

Level

1 *Connect the numbered dots first, then the CAPITAL letters and then the small letters.*

1 · 37 · 36 · 35 ·

34 ·

2 · 32 · 33 · 21 · 18 ·

30 · 31 · 20 · 19 · 17 ·

3 · 28 · 29 · 22 ·

4 · 27 · 23 · 16 ·

26 · 25 · 24 ·

5 ·

14 · 15 ·

6 · 7 · 8 · 9 · 10 · 11 · 12 · 13 ·

a · f · c ·

D · b ·

C · E ·

B · A ·

2 The above puzzle is Presqu'île today but the park hasn't always looked like this. Five thousand years ago, after the last ice age, there was just a limestone island sitting 2 kilometres off the mainland. If Presqu'île had been a park then you would have had to take a boat to get to your campsite! Gradually, wind and waves moved the sand that now connects the limestone island to the mainland. This land formation built by wind and waves is called a **Tombolo**. The Tombolo is the top half of the above map. *Check the map on the back cover and then draw the road on the Tombolo above.*

The Presqu'île Tombolo Flip Book!

You can make a flip book to watch the Presqu'île Tombolo form right in front of your eyes!

- a) Cut out the rectangles along the blue lines (you should have five strips).
- b) Place picture #4 on top of #5, then #3 on #4, then #2 on #3, then #1 on #2.
- c) When picture #1 is on the top, fold the blank sides underneath along the dotted line.
- d) Staple the book together and go for a flip through time!

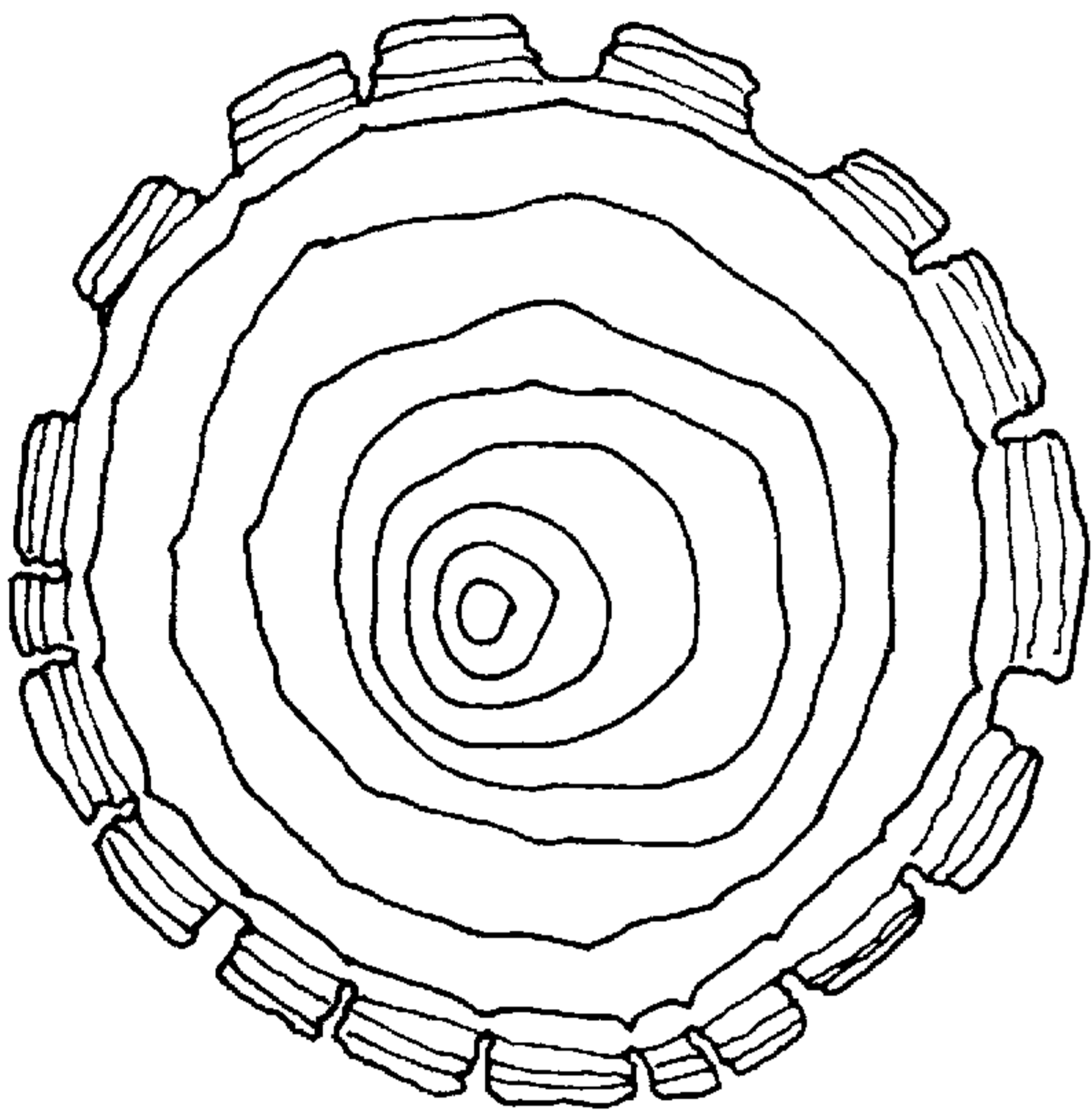
If you need scissors, staples or any other help putting your book together, just ask at the Nature Centre!



Level 3 Tour the Tombolo

You can see how the peninsula gets older by looking at the different plants growing on it. **Go for a walk** from Beach 2 all the way through the car park out to the road. You will have walked across the younger half of the tombolo. Start at Beach 2 down by the water's edge. A few years ago, the sand you are standing on would not have been here. The beach grows wider every year as the wind and waves keep washing up more and more sand. As you walk back to the car park, you'll notice tree seedlings starting to grow. These seedlings and the tall trees around the car park are Cottonwood trees. You may think these trees are old because they are big but they can't be very old because this part of the tombolo is quite young. If you cross through the Pannes to the far side of the main road, you will be looking at the older half of the Tombolo. The Cedar trees that grow here are much older than the Cottonwoods but they don't look any bigger. To solve this mystery, **count the rings of the tree trunks below and discover how old the trees are.** The space between each ring shows how much the tree grew that year. The trunks are the same size but which tree grew faster?

Cottonwood

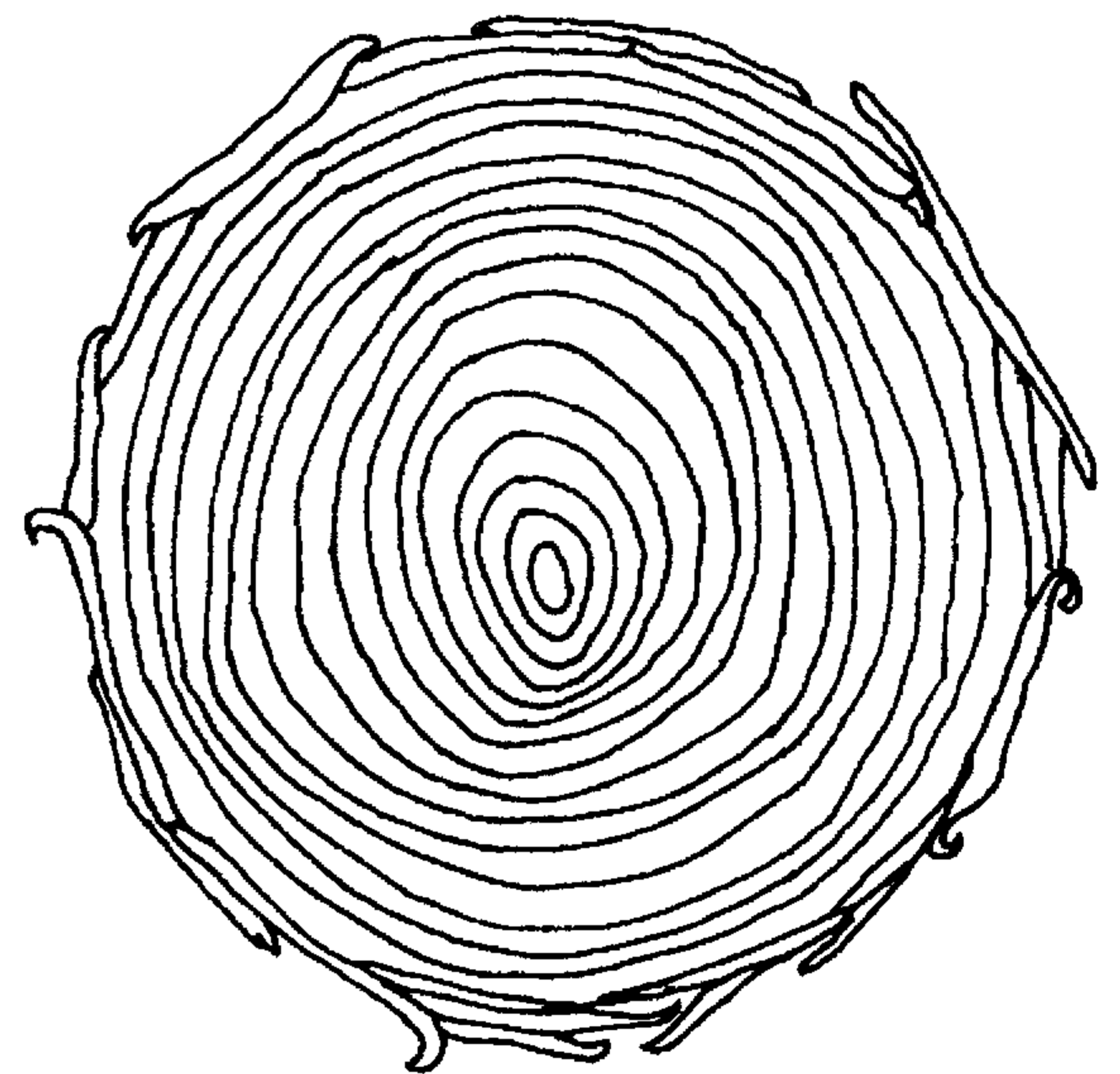


Age _____

Slow growing trees usually replace the fast growing trees. **Circle the correct sentence:**

1. Over time Cedars would take over a Cottonwood forest.
2. Over time Cottonwoods would take over a Cedar forest.


Cedar



Age _____


EGG	EGG	SMALL CATERPILLAR	SMALL CATERPILLAR	LARGE CATERPILLAR
1 Staple here	2	3	4	5





Magical MONARCHS



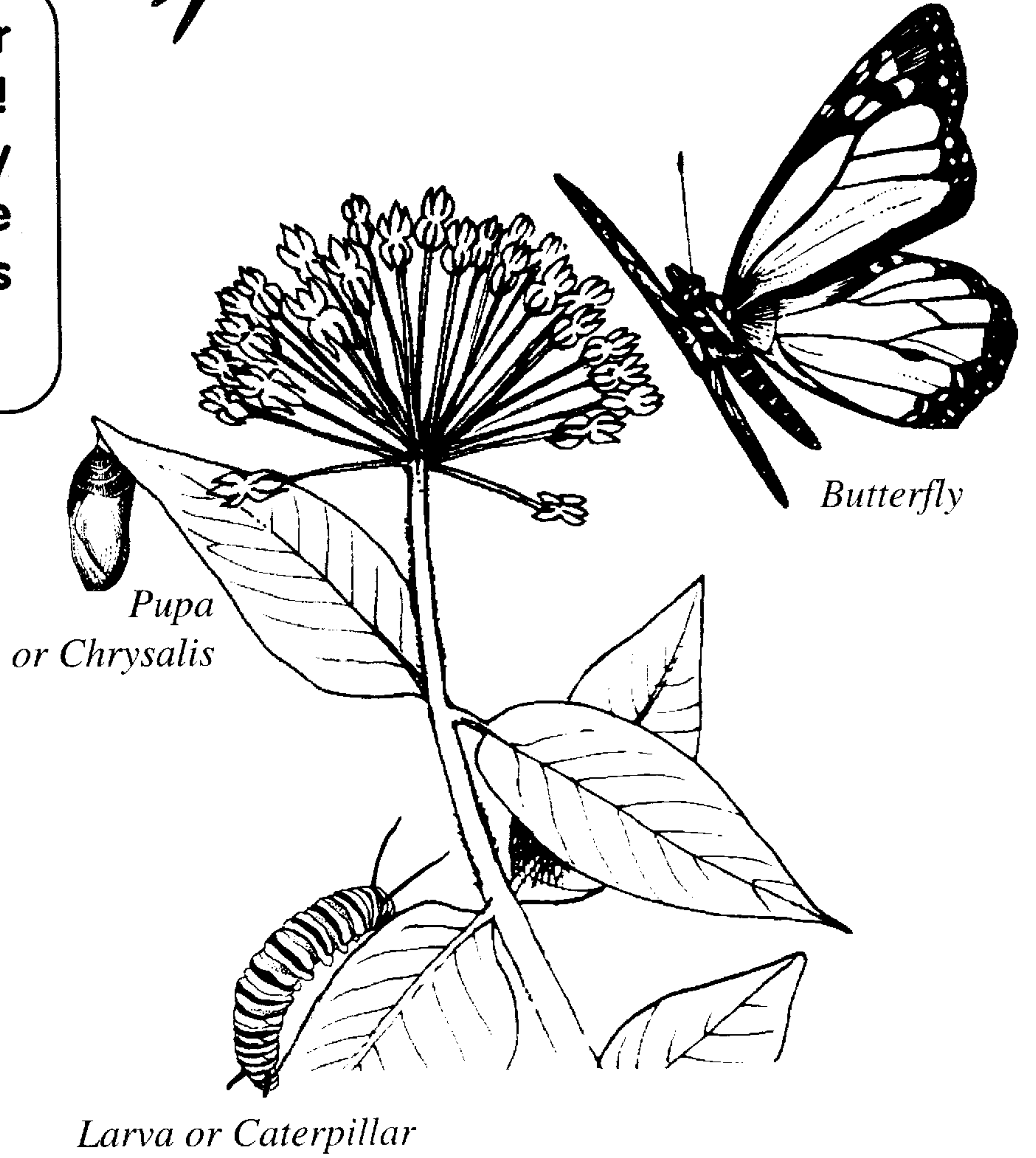




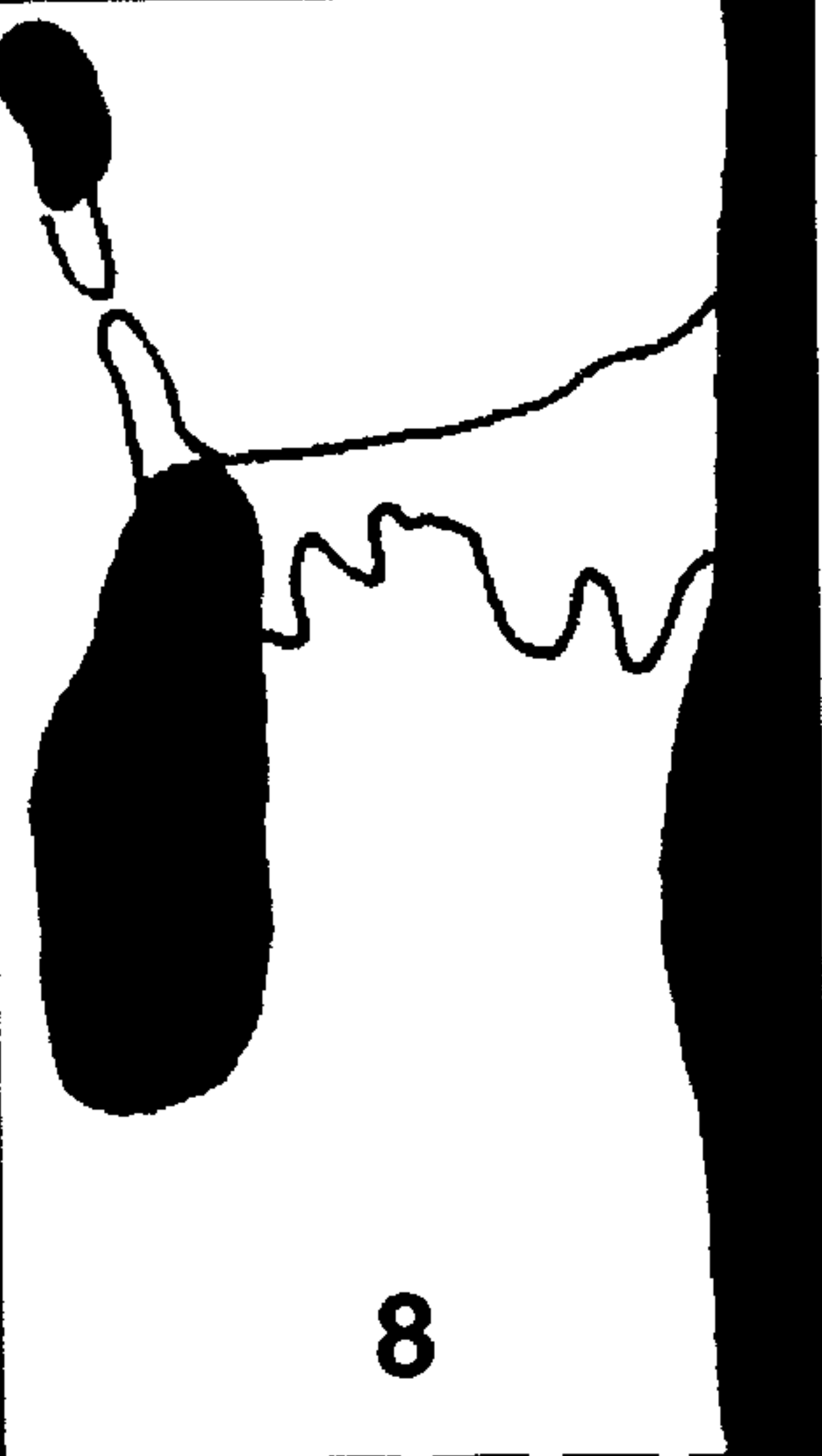
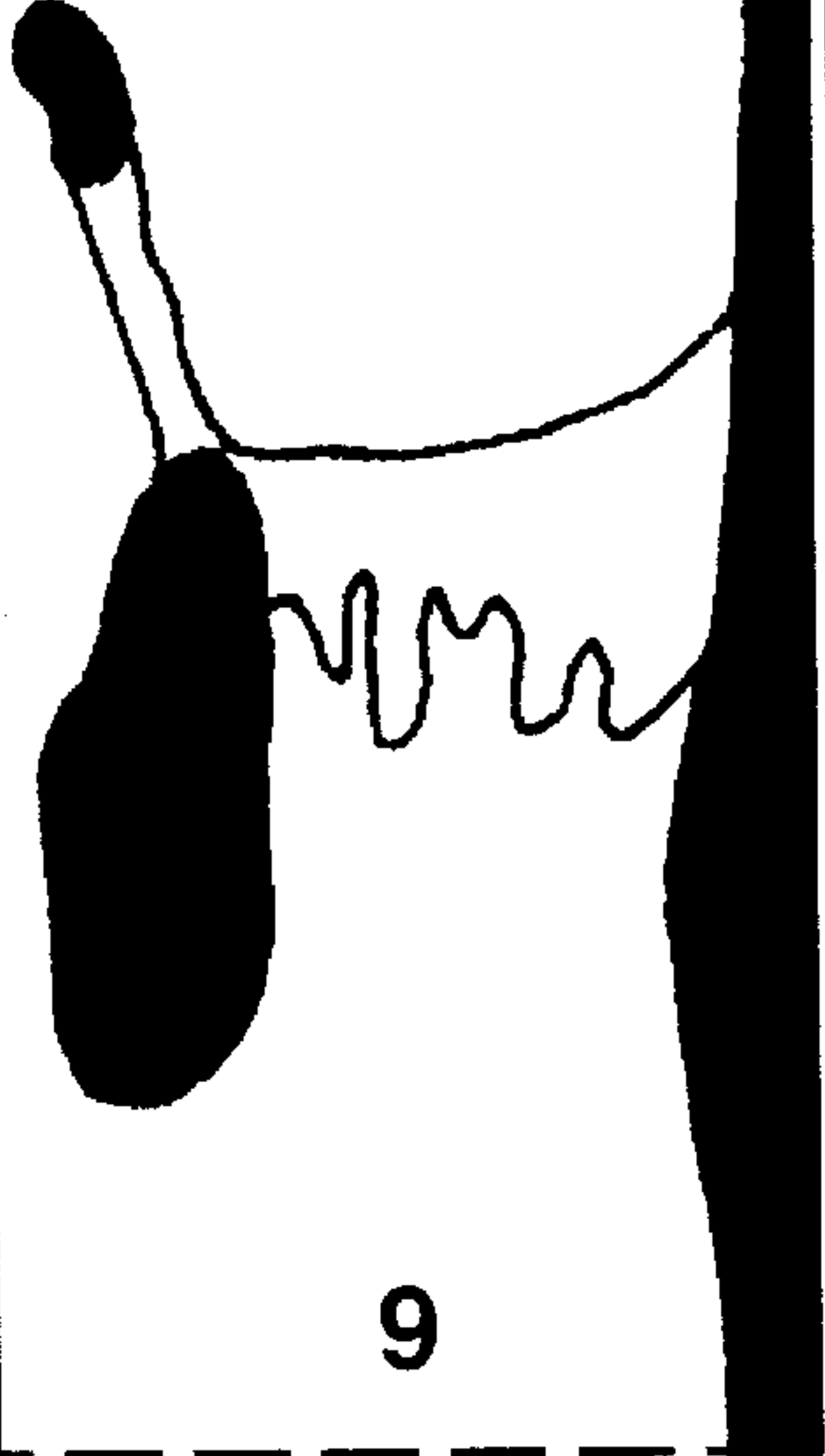

**TAKE TO THE NATURE CENTRE TO
BE STAMPED WHEN EACH LEVEL
IS COMPLETED**

It's time to forget your life as a Presqu'ile camper and become a Provincial Monarch Detective! Presqu'ile has many Monarchs, because they gather here in August and September before migrating. The park also has lots of the Monarch's favourite plant - Milkweed.

Level

1 Look for Milkweed plants in different areas around the park and examine them for Monarchs. Check the undersides of all the leaves and look for eggs, caterpillars and pupae. If you are lucky you may find some. The more plants you check, the better your chances! Try to look at 30 plants and record what you find on the opposite page. **Just look - do not remove eggs or caterpillars.** Monarch Detectives of the past say the best plants to check are the ones around the Campground and along the Newcastle Trail. Good luck!



 6	 7	 8	 9	 10
<i>LARGE CATERPILLAR</i>	<i>PUPA</i>	<i>PUPA</i>	<i>ADULT BUTTERFLY</i>	<i>ADULT BUTTERFLY</i>